



Business Intelligence Solution



Ryndata Software Private limited

Copyright © 2019 All Rights Reserved RynData Software Private Limited.

Products and Solution



RynBI Designer and advance reporting

Engineering Framework

Quick BI

RynBI Engine

Advance Report

RynBI Addins

Performance

High Performance

Data Warehouse Data Modeling

Extensive data Support

IT Service

Custom development

DW, ETL, BI

CSV, MSSQL, WebAPI, Web Services, SAP, MySQL, Excel, Oracle, Informatica, XML ETC.

Framework

On Excel with 10 TB data in DW

Complex

State of art in complex query processing solution.

Managed

Out of Track

Derived Products Line

Retail Planning

- Brand merchandise planning

Ryn-Google Analytics

- More than google

Tally BI

- Finance, Margin, control

Manufacturing

- OEE, Production planning, Factory performance

Trading

- Mutual Fund
- Equity Debt Data analysis

Education

- Institution KPI dashboard
- Class performance

Business

- Not able to see everything
- KPI Unmanaged
- More than 30 KPI

Current Report

- Static
- For change need developer

Source data

- Not Available on time
- IT Team Takes days

Performance

- Query takes more than 10 minute
- Need developer
- Disconnected tools


Data Level

- Static data table
- Can't drill or roll up
- Not able to Act on

IT

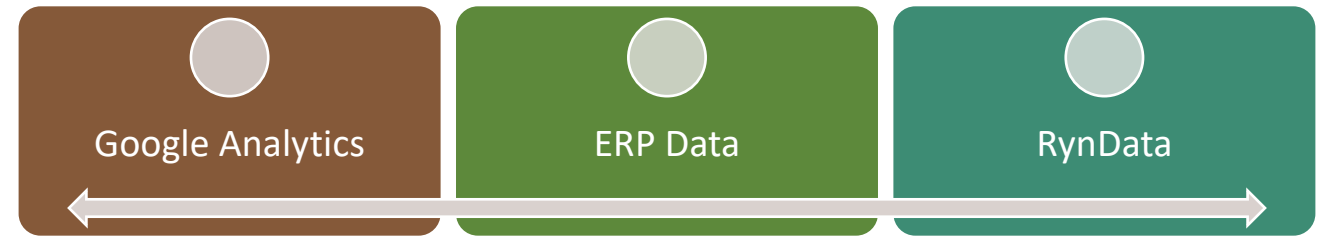
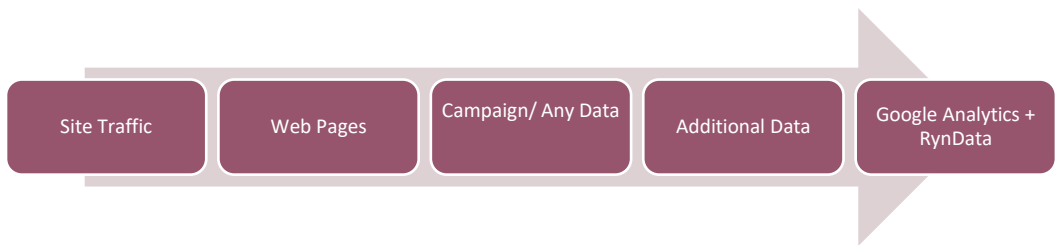
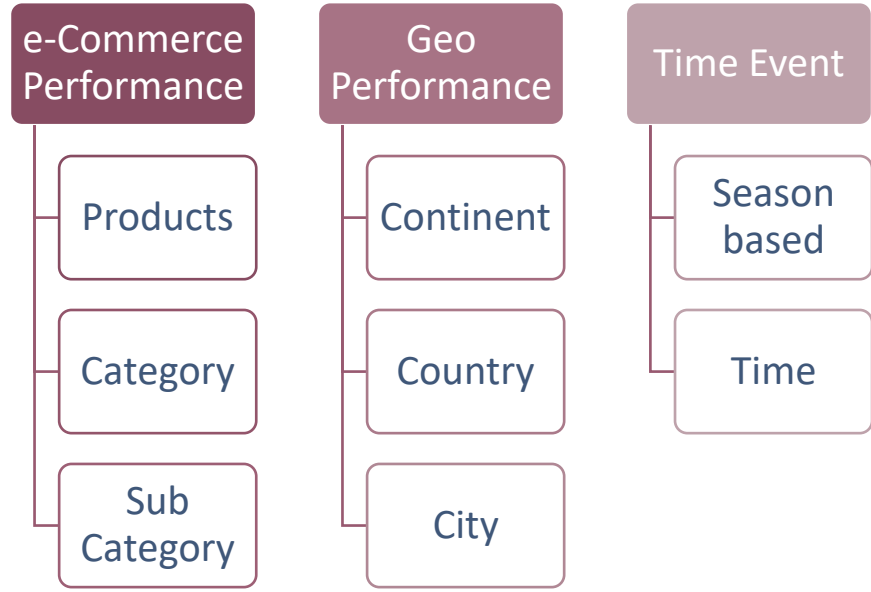
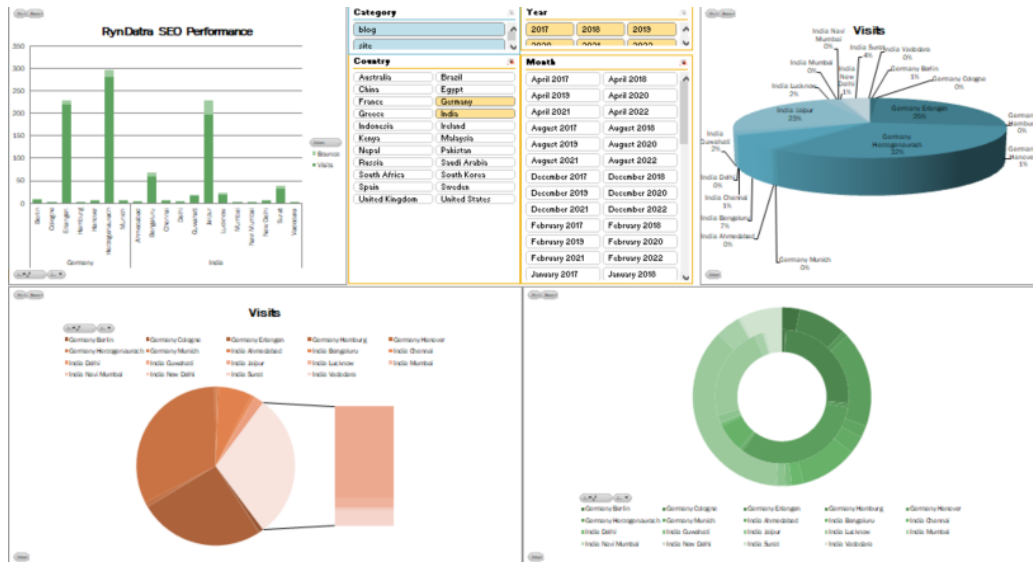
- Need long time develop
- License cast
- Scope not clear
- Fear of new tool learning

S
O
L
U
T
I
O
N



■ Performance Decision ■ User Driven ■ Data WareHouse ■

Business Pain Point

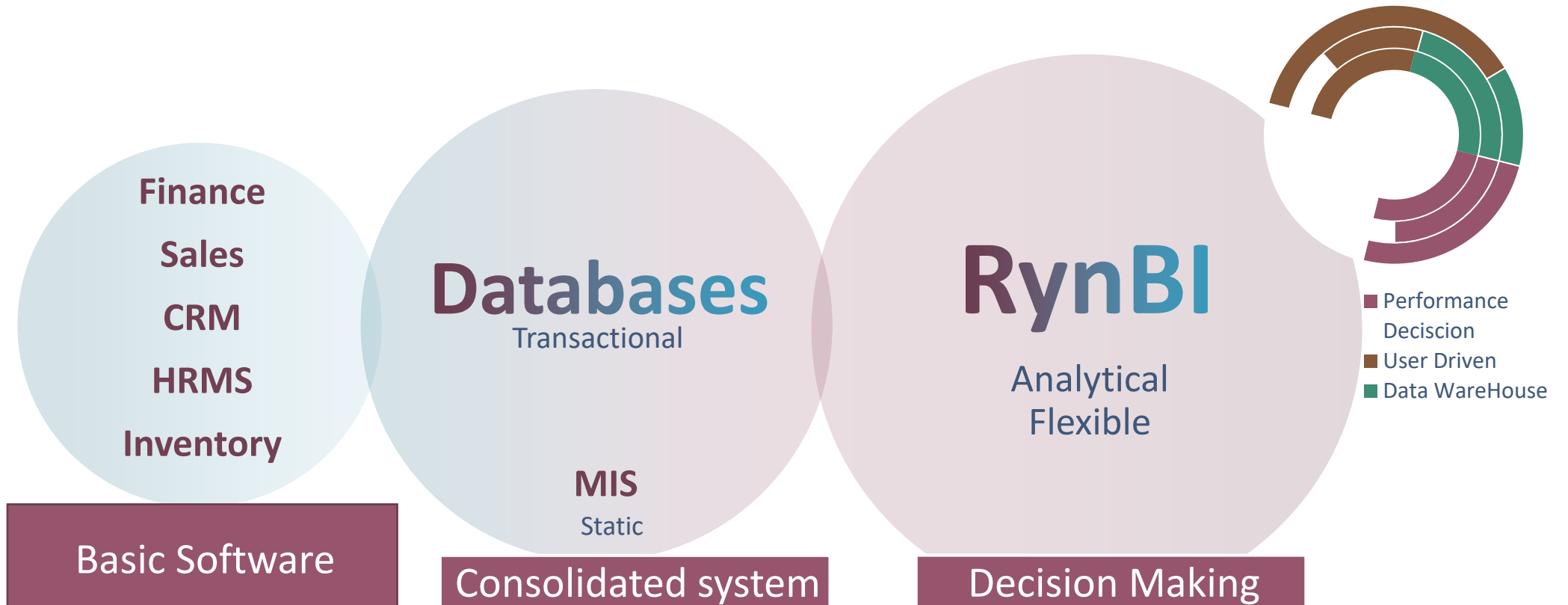


Ryn-Google Analytics – Next of Google

Site Analytics

Intelligence Solution

Flexible, User can setup, Dynamic Graph, Export, Quick Compare, Aggregation, Disaggregation, Group, Order, Filter, Print, Further analysis + All Excel feature, Decision making, Actionable, Dashboards and reports.




User : CEO- Directors, Management, Financer, Executive, Location Manager, Key Planners, Strategic decision makers, Consultants, Analyst.

BUSINESS INTELLIGENCE



Distribution of market share among industry players of A, B, C was 70% and 20% percent. A further change in the economic situation in the market will be characterized by a three equal distribution of market share among players.



Integrated framework for Quick BI

Share of market activity

Changes in the activity of the active and passive market is uncertain. Established positive trends in various market segments.

Projected sales of main products

RynBI Designer



Passive market share



DATA WAREHOUSE

Extending Microsoft
SQL server Analysis
services



Integrated
framework for BI
Word



Extending Excel
and Power BI
Interactive actionable
Visualization



Scalable | Manageable | Trusted

RynData Platform Architecture

RynData Business intelligence 5 Tier architecture.



Source Data

Extraction

Staging Database

ETL

Data Warehouse

Relevant data

SSAS Cubes

Algorithm and forecasting

Visualization

AI, Machine Learning

Integration

REST Api Interface

Transformation

Ryn Integration Engine

SQL Server

Scalable

Stable

Simple

Processing Power

Microsoft Analysis services

MDX

DAX

Forecasting, Planning

Excel Power BI

Pivot

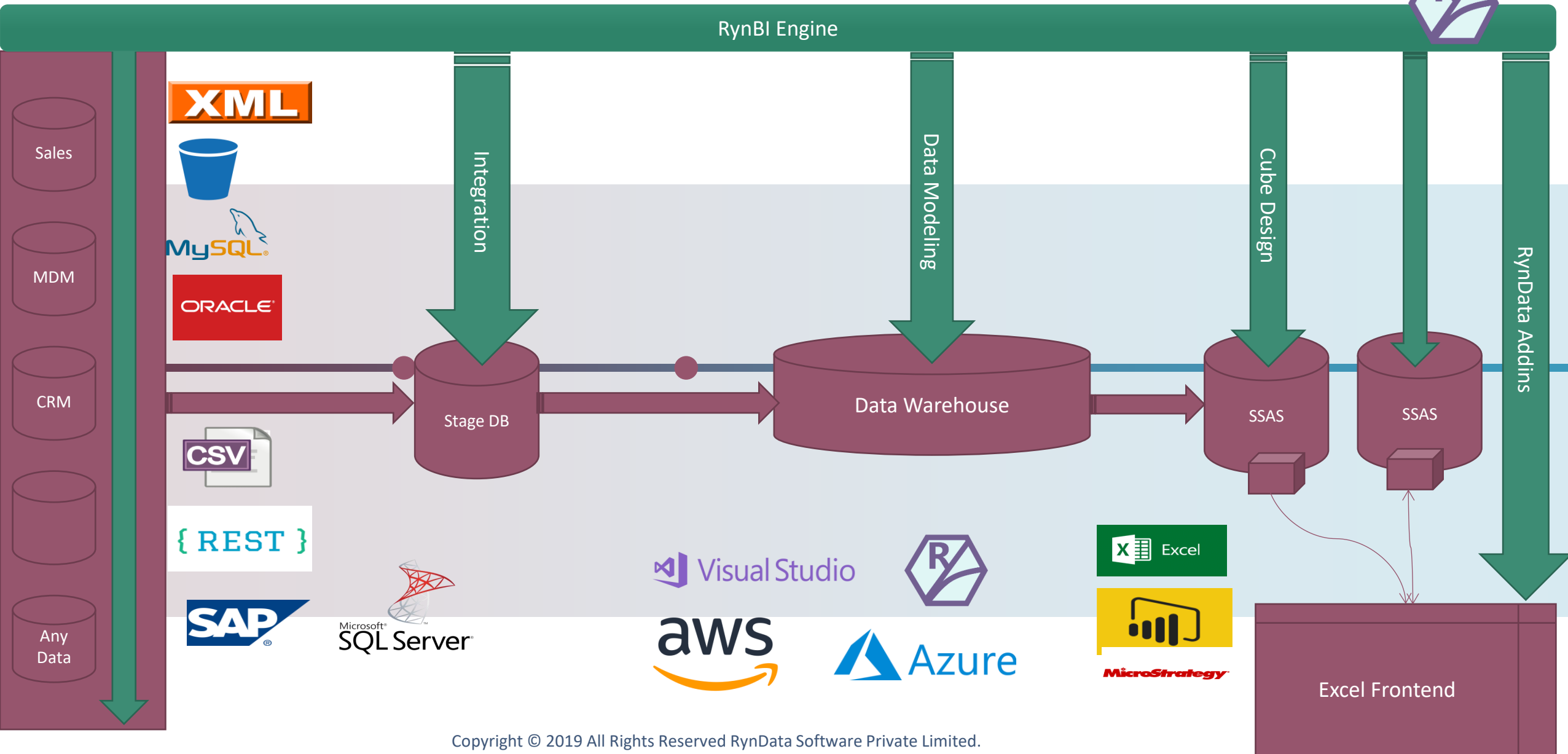
Workbook Management

Sharing with team

Planning

5 Tier, Single Tool

Ryn BI Data Framework





Hybrid and Cloud Ready

Secure and High performance architecture

On Premise

Everything inside the office firewall



13

AWS and Azure

Cloud infrastructure

- Pay on use

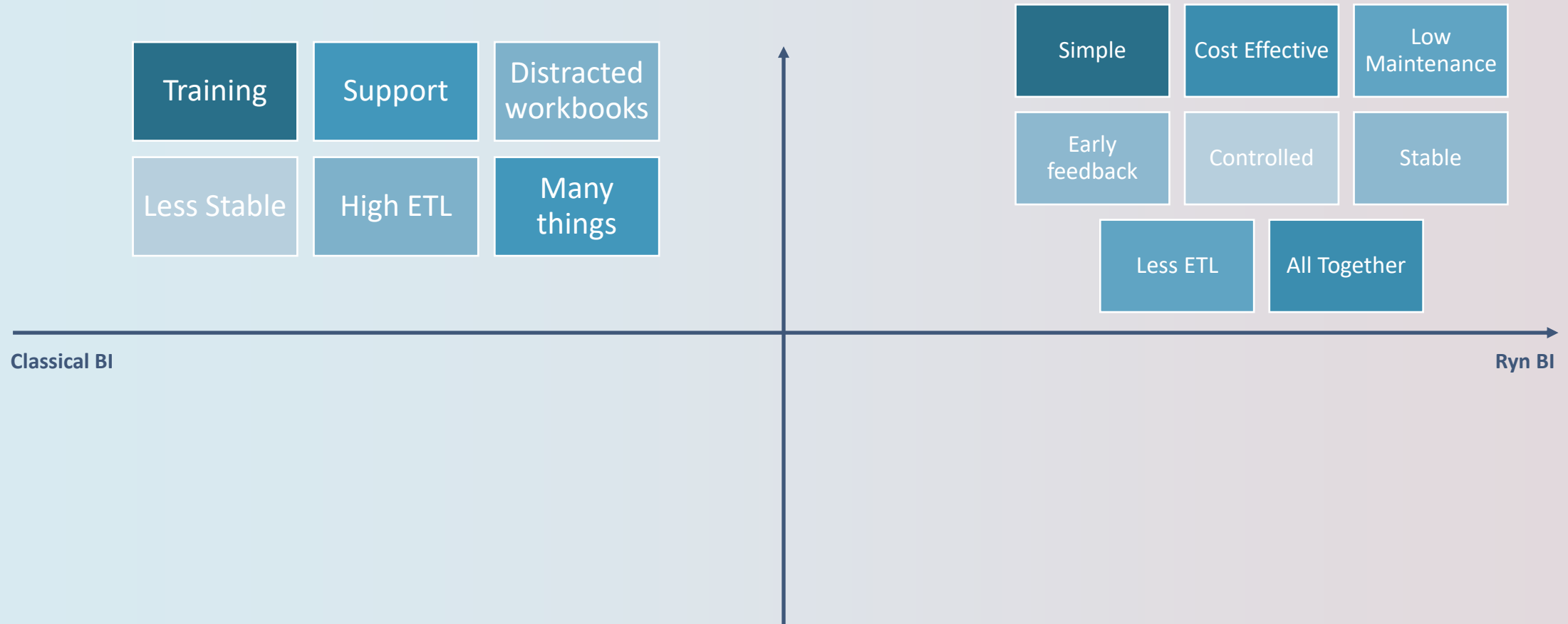


Hybrid

High volume data exchange on secure way



How it makes difference?





Thank you!

Copyright © 2019 All Rights Reserved RyndaLab Software Private Limited.

Email:
sales@ryndatalab.com

Phone:
[+91-9799337939](tel:+91-9799337939)

Website:
ryndatalab.com